



Dental Hygiene Program

COURSE SYLLABUS FALL 2024

Histology DNHY 3022 and Head, Neck & Dental Anatomy DNHY 3124

DAY/TIME:

Tuesday and Thursday 8:00 to 10:50

PLACE:

Centennial Hall, Room 103-A – Lecture and Lab
Gaines Dental Hygiene Clinic/Lab

INSTRUCTOR:

Jill Young, RDH, BSDH, MEd.

Office: Centennial Hall, Room 125

Phone: (940) 397-4738

HOURS:

Monday 1:00pm - 4:00pm

Wednesday 2:00pm-5:00pm

Thursday 1:00pm-4:00pm

Fri. 9:00 - 11:00 by appointment only

REQUIRED TEXTS:

- *ILLUSTRATED ANATOMY OF THE HEAD AND NECK*, by Margaret J. Fehrenbach and Susan W. Herring, 6th Ed.
- *ILLUSTRATED DENTAL EMBRYOLOGY, HISTOLOGY, AND ANATOMY*, by Fehrenbach and Popowics, 5th Ed.
- *CLINICAL PRACTICE OF THE DENTAL HYGIENIST*, by Esther M. Wilkins, 14th Ed.

COURSE DESCRIPTION:

Prerequisite: General Anatomy and Physiology

- **Dental Anatomy 3124** is a lecture course with integrated lab components. It is a fundamental, basic theory course upon which other courses are built. Through self-study, classroom lectures, and participation, as well as laboratory exercises, the student will become familiar with the structures and anatomical features of the oral cavity. Head and neck anatomy is studied to integrate intra-oral structures with other bodily functions
- **Histology 3022** is the microscopic anatomy of the teeth and related oral structures. Subject matter includes an introduction to General Histology; the embryonic development of the face and oral cavity/development of teeth and their eruption/tooth enamel, dentin, cementum, and pulp; periodontal ligament; salivary glands; oral epithelium; dental caries and the temporomandibular joint.

SYLLABUS CHANGE POLICY:

This syllabus is a guide for the course- not a “contract” – and is subject to change. Syllabus changes will be communicated via written revisions with a minimum of 48 hours notice before relevant changes take place. Please keep this syllabus as a reference. Students are responsible for this information and any changes to the syllabus as explained above. As the daily course schedule is subject to change, it should be understood that regardless of the date, whenever a new section of study is begun, the homework assignment will be due before the start of that class period.

HYBRID COURSE:

This course includes both face-to-face and online assignments through D2L. A hybrid class requires you to have access to a computer (with Internet access) to complete and upload your assignment as well as face-to-face time for class/lab. It is your responsibility to have (or have access to) a working computer in this class.

Assignments and tests are due by the due date, and personal computer technical difficulties will not be considered a reason for the instructor to allow students extra time to submit assignments, tests, or discussion postings.

Computers are available on campus in various areas of the buildings as well as in the Academic Success Center. **Your computer being down is not an excuse for missing a deadline or a lecture!!** There are many places to access your class! Our online classes can be accessed from any computer in the world which is connected to the internet.

Contact your instructor immediately upon having computer trouble. If you have technical difficulties in the course, there is also a student helpdesk available to you. The college cannot work directly on student computers due to both liability and resource limitations however they can help you get connected to our online services. For help, log into [D2L](#).

KEY CONCEPTS:

1. A thorough knowledge of the structures of the oral cavity is required by the dental hygienist to assess the oral health status of the patient.
2. The use of appropriate, standardized nomenclature facilitates accurate descriptions of the oral cavity. This will be a vital part of not only meticulous record-keeping but also of enhanced communication among members of the dental community.
3. Distinguishing between normal/abnormal, and typical/atypical structures in the head, neck, and oral cavity, as well as normal/abnormal, typical/atypical function of the anatomical features of the head and neck to assess the health of the patient.
4. Differentiation between primary and permanent dentition to enable effective treatment planning.
5. Knowledge of root morphology is essential for skill development involving scaling and root planing.
6. Knowledge of the innervation, nutrient, and muscle systems of the head and neck regions facilitates dental hygiene care.
7. The profession of dental hygiene is much more than the mechanical removal of tooth deposits.
8. Oral histology provides fundamental knowledge and concepts that relate directly to a basic appreciation of the rationale behind clinical therapies and basic science courses.

COURSE OBJECTIVES:

Through lectures, individual and group discussion, reading assignments, and lab exercises, the students should be able to:

1. Recognize and categorize individual teeth according to morphologic differences observed.
2. Comprehend the basic relationship between the morphologic characteristics of the teeth and the potential disease processes affecting them as well as what preventive interventions may accomplish.
3. Understand the basic principles of occlusion and the variables that play important roles in inter-and intra-arch relationships.
4. Integrate the functional and anatomical relationships within the head and neck region in the provision of dental hygiene care.
5. Relate the normal structure of tissues and cells to variations that appear in pathological conditions and disturbances in function, and apply this to clinical situations.
6. Understand the relationship of the oral cavity and head and neck region to the rest of the body.
7. Perform extra and intraoral examinations correctly for this level of education.
8. Use information and knowledge gained from this course in critically analyzing and developing clinical treatment skills.

COURSE EVALUATION:

Written Exams:

- Six (6) written examinations, will be given for this course. Changes to the total number of tests may be made as needed at the discretion of the instructor. Each written exam may be comprehensive from the first-class session, with the greatest emphasis placed on the new material presented since the previous exam.
- One (1) lab exam will be given in conjunction with the written exam covering osteology. It will be a landmark recognition exercise whereby the students will identify anatomical landmarks of the skull. This will be counted as a separate test grade.

Students missing an exam due to illness will be allowed to make up the exam on the day of their return to school. No grade higher than a 90 will be given for make-up examinations. Students will be allowed to make up only one (1) exam per semester. This does not include the Final Exam.

Quizzes: Recorded in DNHY 3022

- Chapter quizzes will be given over reading assignments.
- Quizzes will be dropped only for an *excused* absence. Only documented excused absences will be considered. If an absence is unexcused, the quiz grade will result in a zero. If the absence is excused, the student may take a make-up quiz before the next scheduled class per the instructor. Only 1 excused absence will be allowed.
- Online quizzes will focus on case studies and are to be posted by 11:59 pm on the due date assigned. No exceptions!

Water bottles, cell phones, calculators, or computers are not allowed during examinations. Possession of any of these devices during an exam will be construed as academic dishonesty and will be dealt with accordingly.

Leaving the examination room for any reason will be construed as completion of a given exam and students will not be allowed back into the testing room for completion.

Homework Assignments: recorded in DNHY 3022 & 3124

- Homework assignments will cover terminology to be presented in class.
- Homework assignments are submitted to D2L, before class on the day assigned.
- **No** late papers will be accepted.
- It is expected that the student will complete this work in conjunction with the reading of the assigned chapters before classroom discussion of the topic. This will facilitate the student's capacity for understanding the terminology for discussion during the class session(s). Students are encouraged to register online and utilize the Student Resource site offered in conjunction with the text on Elsevier website evolve.elsevier.com.

As the daily course schedule is subject to change, it should be understood that regardless of the changes (if any), whenever a new section of study is begun, the homework assignment will be due before the start of that class period.

Failure to turn in homework sheets will result in a grade of zero for that assignment & for the final grade computation.

Collection of Extracted Teeth Laboratory Assignment: Recorded in DNHY 3124

These collected teeth will be utilized to construct models of quadrants of the mouth. The models will be used in Dental Anatomy for tooth recognition and identification, as well as in future Dental Hygiene courses as a learning tool for Pit & Fissure Sealant placement and the practice of ultrasonic scaler usage and techniques.

- You will be responsible for contacting the dentist(s) of your choice to request their participation in this project.
- You will be responsible for providing the office that will be helping you with this assignment the following:
 - 1 gallon or half-gallon juice type container with a large opening or mouth (transparent or semi-transparent is preferable)
 - Fill the container(s) provided from to 3/4 full with the following solution:
1 part unscented household liquid bleach to 10 parts water
Example of Solution Mix:
1 cup bleach to 10 cups of water OR ½ cup of bleach to 5 cups water
- **The jug/container should be labeled as follows:**
 - Your name
 - (940-397-4764) MSU Dental Hygiene Phone #
 - Midwestern State University
 - Department of Dental Hygiene
 - The label should then be completely covered with clear tape to prevent accidental spills from causing it to become illegible.

Teeth presented in formaldehyde will not be accepted!

- Please remember that you are now representatives of the MSU Dental Hygiene Dept. You should approach the office personnel that will be helping you with the utmost courtesy, consideration, and professionalism.
- At the completion of this course, it will be expected that a thank-you note will be sent by you to the people/offices that have helped you to fulfill this project.

Special Digital Focus Project: Recorded in DNHY 3022

- “Simplification of Histological and Embryological Complexities Utilizing Creativity and Animation”. The objective of this program is to design a creative animation, skit, or imaginative video project based on any of the twelve chapters of embryonic and histologic study (F&P 3-14) covered in class. The students must research the data, become thoroughly knowledgeable, and possess enough confidence in their topic to successfully transform monotonous, factual information into enlightening and entertaining material. This technique enhances the students’ capacity for long-term retention through achieving the level of understanding necessary for creative adaptation and application. It also provides an opportunity other than traditional testing for artistic students to excel.
- Groups, dressed in business casual or clothing suited for their presentation, will present their chosen project to their peers, upper-class students, and faculty on the date assigned. The oral/digital presentation should be no more than 10 minutes including a question and answer section.
- A research paper that must accompany this project. It must be in APA format and contain at least 500 words, including a resource bibliography.
 - Sources for information may include: One mandatory textbook, peer reviewed dental journal/magazines, and reputable dental websites.
 - The goal of the research is to discover more about the chosen topic that the textbook does not explain or give an example of.
 - Each member of the group will indicate their work by highlighting their work in a readable color or by using a different color font.
 - The title page will indicate the members of the group by their color choice.
 - Each member will be responsible for turning in a copy of the paper.
- Projects are to be in video form. Examples of acceptable videos include recorded voiced over PowerPoint presentations, video presentations, fictional short stories (electronic), online games, screenplays, or any other digital format with approval.
- **All videos should be uploaded to Playlist 2024 on the DNHYProject18 YouTube channel using the link below**

https://www.youtube.com/playlist?list=PLQ1W78rlqjRT7Yw7XloyuoK6hGDRDqKQn&jct=dS0_xzzQ5eN4M9vwJxKPg

Videos must be in one of the following formats to upload to YouTube channel.

- | | | |
|-----------|-----------|---------------|
| • MOV | • .AVI | • DNxHR |
| • .MPEG-1 | • .WMV | • ProRes |
| • .MPEG-2 | • .MPEGPS | • CineForm |
| • .MPEG4 | • .FLV | • HEVC (h265) |
| • .MP4 | • 3GPP | |
| • .MPG | • WebM | |

This project is presented during class time on the date assigned. *No exceptions.*
Research papers are turned in to Dropbox on D2L

Points Assessed:	
Accuracy of Content	20
Descriptive Paper	20
Creativity and Illustration	20
Poise	20
Presentation	20
Total Project Grade	100

Franken Mouth: Dentition Mounting Laboratory Exercise: Recorded in DNHY 3124

- Three groups of six students will select the correct natural teeth necessary to utilize in creating their own "Franken Mouth".
- Each group member will be the designated "Expert" of an assigned sextant.
- After selection of teeth, groups will utilize their *Expert's* knowledge (along with Root Morphology Book) to choose and correctly mount their chosen teeth in the edentulous wax model completed in Dental Materials (DNHY 3013) to create their "Franken Mouth".
- Selection of appropriate teeth for mounting will be done during appointed lab times.
- Fall 2024 requirements, students will select teeth for maxillary and mandibular arches to include: 6 anterior teeth, 4 premolars, 4 molars.
- Groups will then present their Franken Mouth with a written case study including the history of the Franken's dentition to include: restorations, recession, furcation involvements, and anomalies present.
- Students will vote for the best Franken Mouth at the completion of the project.

Final Course Computation

- **Anatomy: DNHY 3124**

Examinations	60%
Homework Grades	20%
Lab Exercises:	
Franken Mouth	10%
Tooth Collection	10%
	<u>100%</u>
- **Histology: DNHY 3022**

Digital Project	40%
Chapter Quizzes	35%
Case Studies	25%
	<u>100%</u>

Course Evaluation Computation Example:

Lab Exercise 20%	(2 assignments)
Homework 20%	(15 assignments)
Exams 60%	(6 Exams and 1 lab practical)

Example:

Lab exercise Grade (2 grades are avg.) = 190 divided by 2 = 95 x 5% = 14.75

Homework papers (15 grades are avg.) = 98 x 25% = 24.5

Exam #1 = 92

Exam #2 = 86

Exam #3 = 90

Exam #4 = 82

Exam #5a = 94

Exam #5b = 92

Exam #6 = 84

620

Test average = 620 divide by 7 = 88.5 x 65% = 57.5

Final Course Grade 14.75 + 24.5 + 57.5 = 96 A

GRADING SCALE FOR ALL DENTAL HYGIENE:

A grade of "C" is required for the successful completion of this course.

A = 92 to 100

C = 75 to 82

B = 83 to 91

D = 65 to 74 (Constitutes Failure of Course in Dental Hygiene)

CLASS ATTENDANCE:

Attendance is critical to achieving the maximum benefits of this course. Reviewing notes and the reading assignments without active participation in the course's clinical activities will not permit the student to adequately meet course objectives. Therefore, ***MORE THAN 2 ABSENCES FOR ANY REASON WILL RESULT IN THE FINAL COURSE GRADE BEING LOWERED ONE FULL LETTER GRADE.***

Two (2) tardies will be the equivalent of 1 absence. Students are responsible for all material presented in the lecture as well as assigned reading. It is the student's responsibility to obtain any handouts or notes missed in class.

ARTIFICIAL INTELLIGENCE USAGE POLICY

- The use of generative Artificial Intelligence Tools (AI) that emulate human capabilities (eg: ChatGPT, Dall-e, Gamma, etc.) is permitted in this course for the following activities and must be disclosed (this includes all graded assignments and activities) in an explanatory appendix describing which tool was used and how (including illustrations and editing):
 - Brainstorming and refining ideas
 - Discovery of information on your topic
 - Illustration of topic
- However, the use of AI tools (mentioned above) are prohibited for:
 - Case Study assignments
 - Completion of homework assignments
 - Making of final presentation project
 - All written assignments

RECORDING OF CLASS LECTURES:

Taping of class lectures will be permitted, but **ONLY** with the **PRIOR APPROVAL** of the instructor.

PHONE USE:

- Cell phone use (texting or verbal) is extremely disruptive to your classmates and the faculty teaching your course. Therefore, **the use of cell phones will not be tolerated, FOR ANY REASON.**
- If you utilize your cell phone it will be confiscated for the remainder of the scheduled day. Repeat offenders will be asked to leave the classroom and will be required to meet with the faculty and the chair of the Dental Hygiene Dept. In case of emergencies, please notify spouses, family, and friends to contact you via the program secretary at 397-4764.

SOCIAL MEDIA:

DO NOT:

- Do not use any social media site related to Midwestern State University or the Dental Hygiene Dept./Program to harass, threaten, insult, defame or bully another person or entity; to violate any College policy; or to engage in any unlawful act, including but not limited to gambling, identity theft or other types of fraud.
- Post or store content that is obscene, pornographic, defamatory, racist, excessively violent, harassing, threatening, bullying, or otherwise objectionable or injurious.
- Post copyrighted content (such as text, video, graphics, or sound files) without permission from the holder of the copyright. Remember, even information that is widely available to the public (such as text, photographs, or other material posted on the Internet) may be subject to copyright restrictions that prohibit unauthorized duplication or dissemination.
- If posting special events for the Dental Hygiene Program or Gunn College, keeping in mind the above policy, please tag as: #GunnCollege #centennialhall #msu_texas_dental_hygiene_

ETHICS AND PERSONAL VALUES The following is excerpted from *Clinical Practice of the Dental Hygienist*, 12th Ed, by Esther M. Wilkins, Chapter 1:

“Each dental hygienist represents the entire profession to the patient being served. The dental hygienists expressed or demonstrated attitudes toward dentistry, dental hygiene, and other health professions, as well as toward health services and preventive measures, will affect the subsequent attitude of the patient toward other dental hygienists and dental hygiene care in general.”

..... “A dental hygienist may be involved in a variety of moral, ethical, and legal situations as part of the daily routine.”

ACADEMIC DISHONESTY/ Dental Hygiene Honor System:

- All Dental Hygiene courses adhere to the MSU Code of Conduct. In particular, academic dishonesty, however small, creates a breach in academic integrity. A student’s participation in this course comes with the expectation that his or her work will be completed in full observance of the MSU Code of Student Conduct. A student should consult the current Student Handbook for answers to any questions about the code.
- Many components of dental hygiene courses are designed to be highly interactive with students helping each other learn. Students are encouraged to take full advantage of many resources available including course resources, Internet sites, other textbooks and journals, faculty, and peers when answering objectives. This interactive collegial learning environment is conducive to lifelong learning.
- Cheating includes, but is not limited to, (1) use of any unauthorized assistance in taking quizzes, tests, or examinations; (2) dependence upon the aid of sources beyond those authorized by the instructor in writing papers, preparing reports, solving problems, or completing other assignments; or (3) the acquisition of tests or other academic materials belonging to the university faculty or staff without permission.
- Plagiarism includes, but is not limited to, the use of, by paraphrase or direct quotation without correct citation in the text and on the reference list, the published or unpublished works of another person. Students may NOT submit papers and assignments that they have previously submitted for this or other courses. The use of materials generated by agencies engaged in "selling" term papers is also plagiarism. Students are encouraged to review the tutorials and suggested websites for more information about plagiarism.
- Academic dishonesty (cheating, plagiarism, etc.) will not be tolerated in this class. Whenever a student is unsure of whether a particular situation will be interpreted as academic dishonesty, he/she should ask the instructor for clarification. If students are guilty of academic dishonesty, a grade of zero (0) will be given for the quiz, assignment, etc. Cases may also be referred to the Dean of Students for possible dismissal from the university.
- Refer to [Office of Student Conduct](#)

PLEASE NOTE:

By enrolling in this course, the student expressly grants MSU a “limited right” in all intellectual property created by the student for the purpose of this course. The “limited right” shall include but shall not be limited to the right to reproduce the student’s work product in order to verify originality and authenticity, and for educational purposes. Specifically, faculty may submit student papers and assignments to an external agency to verify originality and authenticity, and to detect for plagiarism

MSU COHSHS STUDENT CONDUCT APPEALS COMMITTEE:

- All Midwestern State University (MSU) students may legitimately appeal a course grade if 1) the student has not been evaluated according to the same criteria as his or her classmates, or 2) an error has been made in grading and/or posting (MSU Student Handbook, p. 37). In addition, the Office of the Dean of Students has the responsibility to enforce standards of conduct for students as outlined in the MSU Student Handbook (p. 70-80).
- When enrolled in the College of Health Sciences and Human Services (COHSHS), students are often assigned to community agencies, such as health care facilities, social service agencies, or athletic environments, as part of their academic process. During these experiences, the student is expected to behave in a manner required of professionals working in this environment. COHSHS students may also be required to successfully complete a licensing/certification process following graduation.
- As a result, students in these programs are often held to a different academic and/or behavioral standard than students in other MSU programs. For example, students may not be allowed to progress in a program if they have been unsuccessful (D or F) in a certain number of courses in the major. In these circumstances, COHSHS faculty and administration, all of whom have had similar professional experience, may make decisions which negatively impact students' programmatic progress.
- COHSHS students have a right to a review of decisions made by the program faculty, which prevent individuals from progressing in their program in a timely manner. However, those who participate in the review must understand the context of the professions involved. Therefore, issues concerning the professional conduct of students in the COHSHS will NOT be brought to the University Grade Committee, but to the COHSHS Student Conduct Appeals Committee. Specifically, the COHSHS Student Conduct Appeals Committee will review faculty decisions related to:
 - Student conduct in a clinical experience, internship, or other work-related environments that negatively impact the student's academic progress. This conduct may include behavior that is prohibited by licensing and/or professional standards or departmental policy.
 - Student removal from a program because of a) professional conduct issues, or b) failure to maintain academic standards required specifically by the program*

SEE COHSHS WEBSITE FOR A COMPLETE COPY OF THIS POLICY

<http://hs2.mwsu.edu/pdf/COHSHS-Student-Appeals-Committee.pdf?LL=809>

THE AMERICANS WITH DISABILITIES ACT:

Midwestern State University does not discriminate on the basis of an individual's disability and complies with Section 504 and the Americans with Disabilities Act in its admission, accessibility, and employment of individuals in programs and activities. MSU provides academic accommodations and auxiliary aids to individuals with disabilities, as defined by law, who are otherwise qualified to meet academic employment requirements. For assistance call (940) 397-4618 or (940) 397-4515.

It is the student's responsibility to declare any disabilities. After declaration, preferably at the beginning of each semester, the student needs to contact individual instructors to determine any reasonable accommodations that may be required.

Campus Carry

Effective August 1, 2016, the Campus Carry law (Senate Bill 11) allows those licensed individuals to carry a concealed handgun in buildings on public university campuses, except in locations the University establishes has prohibited. The new Constitutional Carry law does not change this process. Concealed carry still requires a License to Carry permit, and openly carrying handguns is not allowed on college campuses. For more information, visit [Campus Carry](#). For more information, refer to: [Campus Carry Rules and Policies](#)

Active Shooter

The safety and security of our campus are the responsibility of everyone in our community. Each of us has an obligation to be prepared to appropriately respond to threats to our campus, such as an active aggressor. Please review the information provided by MSU Police Department regarding the options and strategies we can all use to stay safe during difficult situations. For more information, visit [Safety / Emergency Procedures](#). Students are encouraged to watch the video entitled "*Run. Hide. Fight.*" which may be electronically accessed via the University police department's webpage: "[Run. Hide. Fight.](#)"

Obligation to Report Sex Discrimination under State and Federal Law

Midwestern State University is committed to providing and strengthening an educational, working, and living environment where students, faculty, staff, and visitors are free from sex discrimination of any kind. State and federal law require University employees to report sex discrimination and sexual misconduct to the University's Office of Title IX. As a faculty member, I am required to report to the Title IX Coordinator any allegations, personally observed behavior, or other direct or indirect knowledge of conduct that reasonably may constitute sex discrimination or sexual misconduct, which includes sexual assault, sexual harassment, dating violence, or stalking, involving a student or employee. After a report is made, the office of Title IX will reach out to the affected student or employee in an effort to connect such person(s) with resources and options in addressing the allegations made in the report. You are also encouraged to report any incidents to the office of Title IX. You may do so by contacting:

Laura Hetrick

Title IX Coordinator
Sunwatcher Village Clubhouse
940-397-4213
laura.hetrick@msutexas.edu





You may also file an online report 24/7 at
https://cm.maxient.com/reportingform.php?MSUTexas&layout_id=6

Should you wish to visit with someone about your experience in confidence, you may contact the MSU Counseling Center at 940-397-4618. For more information on the University's policy on Title IX or sexual misconduct, please visit <https://msutexas.edu/titleix/>

COURSE SCHEDULE

<u>Date</u>	<u>Time</u>	<u>Activity</u>	<u>Assignment</u>
Tues. Aug. 27	8:00-10:50	Course Introduction UNIT 1: OROFACIAL STRUCTURES A: Intro to Head & Neck Anatomy 1. Face & Neck Regions/ Anatomic Nomenclature 2. Surface Anatomy B: Oral Cavity & Pharynx 1. Surface Anatomy	Review Syllabus & Schedule Handouts F&P Ch.1 pp. 1-8 F&H Ch.1 & 2 pp.1-9 F&P Ch.2 pp. 9-19 F&H Ch.2 pp.9-19
Thurs Aug. 29	8:00-10:50	QUIZ 1 B: Oral Cavity & Pharynx 1. Surface Anatomy (cont.) 2. Overview of Dentitions (part 1) 3. The Normal Periodontium	HOMEWORK 1 DUE QUIZ 1 (F&P Ch.2 pp. 9-19 F&H Ch.2 pp.9-19) F&P Ch.15 pp.197-198, & pp. 201, 204-207 Wilkins Ch.18 pp.327-332 & 334-339
Tues. Sept. 3	8:00-10:50	C: Head & Neck Structures 1. Glandular Tissue 2. Lymphatic System	HOMEWORK 2 DUE F&P Ch. 11 pp.135-148 F&H Ch. 7 pp. 125-133 F&H Ch.10 pp. 201-214 Handouts
Thurs. Sept. 5	8:00-10:50	QUIZ 2 D: Spread of Infection 1. Vascular System 2. Fasciae, Spaces 3. Spread of Infection 4. Oral Piercings	QUIZ 2 F&H Ch. 6 pp. 106-118 F&H Ch. 11 pp.215-228 F&H Ch.12 pp. 229-238 Handouts Case Study 1 Due 9/8/24 @ 5:00
Tues. Sept.10	8:00-10:50	E. Extraoral & Intraoral Examination 1. OCE: EOI/IOI	HOMEWORK 3 DUE F&H Appendix B pp.240-242 & Appendix C pp. 243-255 Wilkins Ch.13 pp.209-224 Handouts
Thurs Sept.12	8:00-10:50	UNIT 1 EXAM UNIT 2: DENTAL EMBRYOLOGY A: Prenatal Development B: Face & Neck Development	UNIT 1 EXAM F&P Ch. 3 pp. 19-32 F&P Ch. 4 pp. 33-43
Tues. Sept 17	8:00-10:50	QUIZ 3 C. Orofacial Development 1. Cleft Lip & Palate	HOMEWORK 4 DUE QUIZ 3 F&P Ch. 5 pp. 44-51 Wilkins Ch. 49 pp. 905-909
Thurs. Sept 19	8:00-11:50	D: Tooth Development & Eruption	F&P Ch. 6 pp. 52-78 Case Study 2 Due 9/22/24 @ 5:00
Tues. Sept. 24	8:00-11:50	EXAM 2: UNIT 2 UNIT 3: DENTAL HISTOLOGY A: Cells B: Basic Tissue	UNIT 2 EXAM F&P Ch. 7 pp. 79-85 F&P Ch. 8 pp. 86-104

<u>Date</u>	<u>Time</u>	<u>Activity</u>	<u>Assignment</u>
Thurs. Sept. 26	8:00-10:50	QUIZ 4 B: Basic Tissue (cont.) C: Oral Mucosa	HOMEWORK 5 DUE QUIZ 4 F&P Ch. 9 pp. 105-123 Handouts
Tues. Oct. 1	8:00-8:20 8:30-11:50	D: Gingival & Dentogingival Junctional Tissue E: Periodontium: 1. Alveolar Process 2. Periodontal Ligament 3. Cementum	HOMEWORK 6 DUE F&P Ch. 10 pp. 124-134 F&P Ch. 14 pp. 175-196 Wilkins Ch. 18 pp 333-334 Handouts
Thurs. Oct. 3	8:00-8:20 8:30-10:50	QUIZ 5 F: Enamel G: Dentin & Pulp	QUIZ 5 F&P Ch. 12 pp. 149-159 F&P Ch. 13 pp. 160-174 Wilkins Ch. 16 pp. 288-290 Case Study 3 Due 10/6/24 @ 5
Mon Oct. 7	1:00-5:00	EXAM 3: UNIT 3 UNIT 4: DENTAL ANATOMY A. Overview of Dentitions (part 2)	EXAM 3: UNIT 3 Root Morphology Book <i>F&P Ch. 15 pp. 197-210</i>
Tues. Oct. 8	8:00-10:50	Mrs. Kelley-DH1	
Thurs. Oct. 10	8:00-11:50	<i>Ms. McCann-Radiology</i>	
Tues. Oct. 15	8:00-11:50	QUIZ 6 B: Permanent Dentition 1. Anteriors & Incisors 2. Canines	HOMEWORK 7 DUE QUIZ 6 Root Morphology Book F&P Ch. 16 pp. 212-230
Thurs. Oct. 17	8:00-10:50	3. Premolars 4. Molars	Root Morphology Book F&P Ch. 17 pp. 231-264 Case Study 4 Due 10/20/24 @ 5
Tues. Oct. 22	8:00-11:50	QUIZ 7 C: Primary Dentition D: Occlusion	HOMEWORK 8 DUE QUIZ 7 Root Morphology Book F&P Ch.18 pp. 265-274 Wilkins Ch.16 pp. 290-296 F&P Ch. 20 pp. 285-302
Thurs. Oct. 24	8:00-10:50	EXAM 4: UNIT 4 UNIT 5: Skeletal System A. Skeletal System Overview	EXAM 4: UNIT 4 F&H Ch. 3 pp.20-36
Tues. Oct 29	8:00-10:50	QUIZ 8 B. Cranial Bones	HOMEWORK 9 DUE QUIZ 8 F&H Ch. 3 pp. 37-46
Thurs. Oct. 31	8:00-11:50	C. Facial Bones D. Paranasal Sinuses & Skull Fossae	F&H Ch. 3 pp. 46-56 & pp. 56-61
Tues. Nov. 5	8:00-10:50	QUIZ 9 E. Bones of the Neck	HOMEWORK 10 DUE QUIZ 9 F&H Ch. 3 pp. 61-71
Thurs. Nov. 7	8:00-10:50	F. TMJ	HOMEWORK 11 DUE F&P Ch. 19 pp. 275-284

<u>Date</u>	<u>Time</u>	<u>Activity</u>	<u>Assignment</u>
			F&H Ch. 5 pp. 97-105 Case Study 5 Due 11/10/24 @ 5
Tues. Nov. 12	8:00-10:50	EXAM 5: UNIT 5 (A) WRITTEN AND (B) LAB PRACTICAL WORK ON PRESENTATIONS	UNIT 5 EXAM WORK ON PRESENTATIONS
Thurs. Nov.14	8:00-10:50	UNIT 6: MUSCULAR SYSTEM, NERVOUS SYSTEM, & ANATOMY FOR LOCAL ANESTHESIA A. Overview of Head & Neck Muscles B. Cervical Muscles	HOMEWORK 12 DUE F&H Ch. 4 pp. 72-74
Tues. Nov. 19	8:00-10:50	QUIZ 10 C. Muscles of Facial Expression D. Muscles of Mastication E. Hyoid Muscle	QUIZ 10 HOMEWORK 13 DUE F&H Ch. 4 pp. 74-92
Thurs. Nov.21	8:00-10:50	F. Muscles of the Tongue G. Muscles of the Pharynx and Soft Palate	F&H CH. 4 pp. 92-96
Tues. Nov. 26 *****	8:00-10:50 11:59 pm	QUIZ 11 H. Nervous System I. Anatomy of Local Anesthesia PRESENTATION PAPERS DUE	QUIZ 11 HOMEWORK 14 DUE F&H Ch. 8 pp 134-159 F&H Ch. 9 pp160-200 PRESENTATION PAPERS DUE
Thurs. Nov.28		THANKSGIVING HOLIDAY	 Case Study 6 Due 12/1/24 @ 5
Tues. Dec. 3	8:00-10:50	QUIZ 12 <i>CATCH UP DAY</i> WORK ON PRESENTATIONS	QUIZ 12 HOMEWORK 15 DUE <i>CATCH UP DAY</i> WORK ON PRESENTATIONS
Thurs. Dec. 5	8:00-10:00 10:00-4:30 Mandatory for students to be present	REVIEW FOR FINAL EXAM JUNIOR GROUP PRESENTATIONS & SENIOR CASE STUDY PRESENTATIONS	ALL GROUP PROJECTS IN DROPBOX & READY TO PRESENT TODAY Mandatory for students to be present during ALL presentations!
Tues Dec. 10	9:00-11:30	FINAL EXAM	FINAL EXAM
Thur. Dec. 12		HAPPY HOLIDAYS	
Sat. Dec. 14	TBA	December Commencement	December Commencement